

QuantiFERON®-TB Gold Plus—blood collection

Option 1: Draw blood directly into QFT®-Plus Blood Collection Tubes

Blood collection

1. Label QFT-Plus Blood Collection Tubes appropriately.

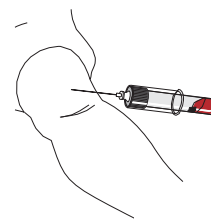
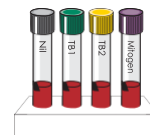
Important: QFT-Plus Blood Collection Tubes should be at room temperature (17–25°C) at the time of blood collection.

2. Collect 1 ml of blood by venipuncture directly into each of the QFT-Plus Blood Collection Tubes.

2a. As 1 ml tubes draw blood relatively slowly, keep the tube on the needle for 2–3 seconds once the tube appears to have completed filling.

2b. The black mark on the side of the tubes indicates the validated range of 0.8 to 1.2 ml. If the level of blood in any tube is outside of the indicator mark, a new blood sample should be obtained.

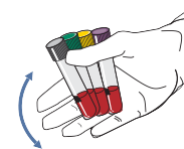
2c. If a “butterfly needle” is being used to collect blood, a “purge” tube should be used to ensure that the tubing is filled with blood prior to the QFT-Plus Blood Collection Tubes being used.



Tube shaking

1. Immediately after filling the tubes, shake them ten (10) times just firmly enough to make sure the entire inner surface of the tube is coated with blood. This will dissolve antigens on tube walls.

Important: Overly vigorous shaking may cause gel disruption and could lead to aberrant results.



17–

Shipping and incubation

1. QFT-Plus tubes must be transferred to a 37°C ±1°C incubator within 16 hours of collection.

2. Option 1 – Incubate QFT-Plus Blood Collection Tubes at the blood collection site

2a. If tubes are not incubated immediately after blood collection, remix tubes by inverting 10 times immediately prior to incubation.

2b. Incubate tubes UPRIGHT at 37°C ±1°C for 16–24 hours.

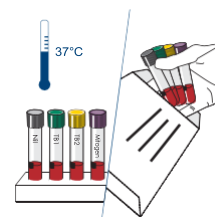
Technical tip: Label tubes as “Incubated”.

2c. After incubation, tubes may be held between 4°C and 27°C for up to 3 days prior to centrifugation at the testing laboratory.

3. Option 2 – Incubate QFT-Plus Blood Collection Tubes at the testing laboratory

3a. Ship tubes to the testing laboratory at 22°C ± 5°C.

Technical tip: label tubes as “Not Incubated”.



WARNING:
Standard blood handling
precautions apply.